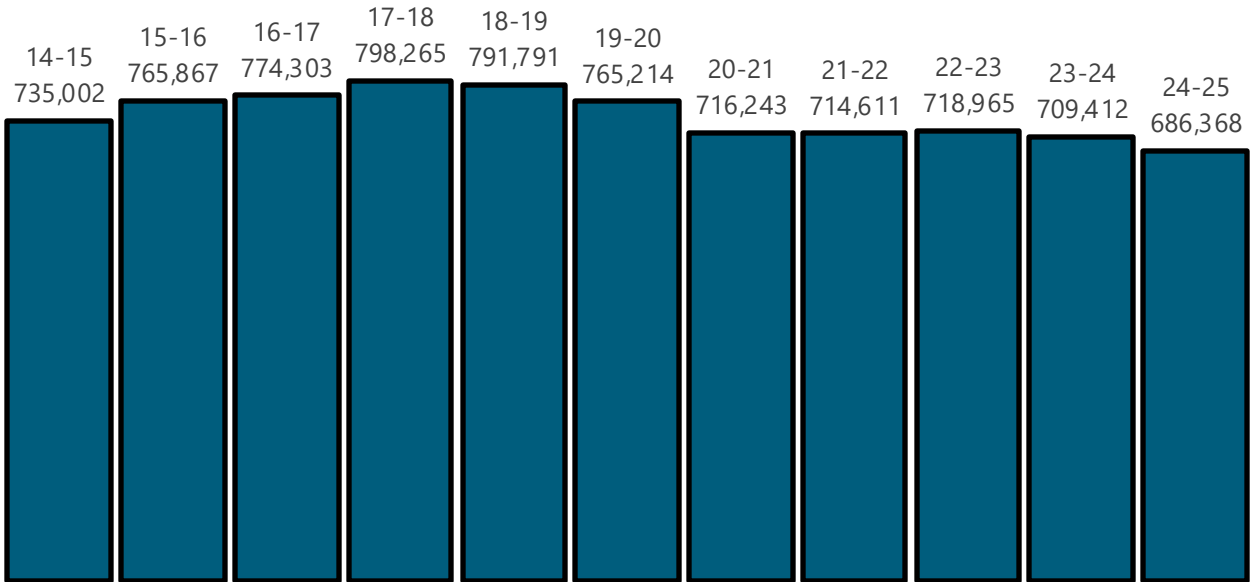





## Number of Persons Receiving Community MH Services, 2014-15 to 2024-25




In 2024-25, 723,600 Pennsylvanians received community mental health services. Seventy-eight percent of those receiving services through Medical Assistance expenditures (fee-for-services and HealthChoices)

### Snapshot of Persons Receiving Community Mental Health Services




**7686,368**

Estimated Number of Persons that Received Community MH Services, 2024-25



**-3%**

Change in Persons Receiving Community MH Services, 2023-24 to 2024-25



**\$977**

Average County Allocation per Person Receiving Community MH Services, 2024-25